

# LLHB4 SERIES Industrial Lighting

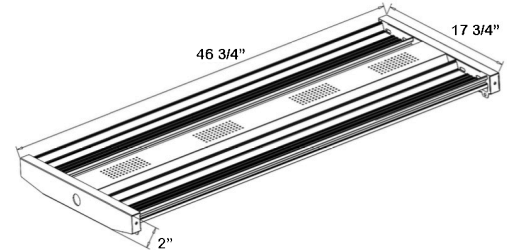
LLHB4-410W-50K-D-480V  
4TH GENERATION OF LINEAR HIGH BAYS

Customer Name: \_\_\_\_\_

Project Name: \_\_\_\_\_

Note: \_\_\_\_\_

Type: \_\_\_\_\_



46 3/4" (L) X 17 3/4" (W) X 2" (H)

Ideal for replacement of conventional lighting systems such as HID and fluorescent. Applications include manufacturing warehousing and other large indoor spaces with mounting heights from 10ft. to 40ft. the fixture can be surface mounted also.

## Features

- High quality LED Chips to provide high efficiency, heat dissipation
- Stability, and lumen maintenance.
- Polycarbonate lens, high flame retardant point
- 50,000 hours rated life
- 5-Year Warranty

## Technical Specifications

### Electrical:

- Voltage: 480V AC
- Wattage: 410W
- Power factor: >0.95
- Efficacy: 130 LPW

### Mechanical:

- Surge protector
- Steel housing
- Steel Thickness: 24 Gauge
- V-hooks
- Unprecedented quality.
- Aluminum LED board
- Operating temperature: -4°F ~ 131°F
- Suitable for damp locations

### Lighting:

- Dimming: 0~10V dimmable
- Lens: Polycarbonate Lens
- Total lumens: 53300LM (Per industry standards, Lumens are reported without frosted lens)
- Color temperatures: 5000K
- Color rendering index: >80
- Wide Beam angle
- LED SMD type: Edison 2835

### Applications:

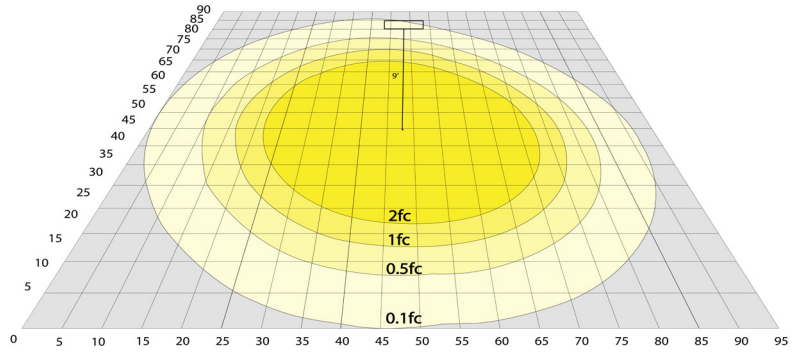
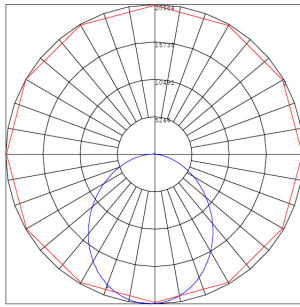
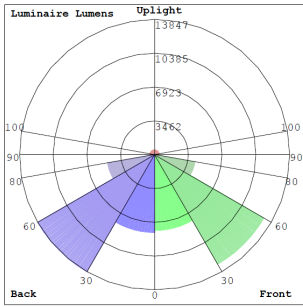
- Warehouse
- Manufacturing Plants Distribution Centers
- Industrial Commercial
- Grocery Stores Gymnasiums
- Cold Storage

### Other Models:

- 50W | 7750LM | LLHB4-50W-40K-D-480V
- 50W | 7550LM | LLHB4-50W-50K-D-480V
- 100W | 15500LM | LLHB4-100W-40K-D-480V
- 100W | 15500LM | LLHB4-100W-50K-D-480V
- 150W | 23250LM | LLHB4-150W-40K-D-480V
- 150W | 23250LM | LLHB4-150W-50K-D-480V
- 200W | 31000LM | LLHB4-200W-40K-D-480V
- 200W | 31000LM | LLHB4-200W-50K-D-480V
- 300W | 46500LM | LLHB4-300W-40K-D-480V
- 300W | 46500LM | LLHB4-300W-50K-D-480V
- 500W | 62500LM | LLHB4-500W-50K-D-480V



## Photometrics: LLHB4-410W-D-480V



BUG Rating: B5-U3-G4

Area 90'x 95' Mounting Height: 9'

## Other Views:



Front View



Side View



Back View

## Performance Table: LLHB4-410W-D-480V

MODEL NO.	Wattage	Voltage	Lumens	Color Temp.	BUG Rating	LPW
LLHB4-410W-50K-D-480V	410W	480V	53300LM	5000K	B5-U3-G4	130

## Sample Ordering

Model	Wattage	Color Temp.	Dimming	Voltage
LLHB4	410W	50K	D	480V

## Accessory Options

SCL-GSY10 = Heavy-duty adjustable 10ft. 1/16" suspension kit with Y-connector & loop Gripper & Hooks

SCL-GSY20 = Heavy-duty adjustable 20ft. 1/16" suspension kit with Y-connector & loop Gripper & Hooks

LLHB4-RODKIT = Optional Rod Kit, 3-1/4" DIA. X 40" H

WEC-2MD-35 = Sensor Component

## Factory-Installed Options

Blank = No Option

OPT-EM-OD1INT = Emergency Battery Backup

OPT-SEN-LLHB4 = Microwave BI-Level Sensor

OPT-EM-HB4INT = Internal Emergency Battery Backup

OPT-LLHB4-SMK = SURFACE MOUNTING OPTION

OPT-FWH-63 = 6FT 3-Wire Whip

OPT-FWH-65 = 6FT 5-Wire Whip

OPT-FWH-66 = 6FT 6-Wire Whip

OPT-HBC-125TL-WH = 8FT, 15A, 125V, WHITE


OPT-HBC-277TL-WH = 8FT, 15A, 277V, WHITE

OPT-HBC-125SB-WH = 10FT, 15A, 125V, 18/3STR, WHT

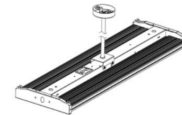
## Example:

- LLHB4-410W-50K-D-480V (For LLHB4 410W 5000K fixture 480V)
- LLHB4-410W-50K-D-480V (For LLHB4 410W 5000K fixture 480V)
- OPT-SEN-LLHB4 (For Factory-Installed Sensor)

## ACCESSORIES:



SCL-GSY10  
SCL-GSY20



LLHB4-RODKIT  
(Fixture Shown with LLHB4-RODKIT)



LLHB4-SMK  
(Fixture Shown with LLHB4-SMK)



WEC-2MD-35  
(Fixture Shown with WEC-2MD-35)

## FACTORY-INSTALLED OPTION:



OPT-EM-OD1INT



OPT-SEN-LLHB4

